



**QUANTITIES SUBJECT TO CHANGE - CONTACT LDPI FOR AVAILABILITY**


**Explosion Proof CID1**

	Series	Classification	Part Number ID	Wattage/Lumens	CCT	On Hand 5.3.24	
	LEXS	Explosion Proof CI,D1 / CI,D2 Paint Spray Listed		LEXS-L1-V1-5-V110-D	40W / 3800Lm	5,000K	40
LEXS-L1-V1-4-V110-D				40W / 3520Lm	4,000K	34	
LEXS-L1-V1-4-V110-C				40W / 4480Lm	4,000K	24	
LEXS-L2-V1-5-V110-D				80W / 7750Lm	5,000K	7	
LEXS-L2-V1-4-V110-C				80W 9560Lm	4,000K	4	
LEXS-L2-V1-4-V110-D				80W / 7750Lm	5,000K	3	
Accessories			PC01 Pole Mount Pipe Clamp 316 S.S. 1 7/8"				12
			PC02 Pole Mount Pipe Clamp 316 S.S. 2 3/8"				32


**Explosion Proof CID1**

	Series	Classification	Part Number ID	Wattage/Lumens	CCT	On Hand 5.3.24
	LEXF1	Explosion Proof CI,D1 / CI,D2 CII,D2 / CIII, Paint/Spray Listed		LEXF1-L1-V1-5-T5-C	21W / 4220Lm	5,000K
LEXF1-L2-V1-5-T5-D				40W / 5200Lm	5,000K	21
LEXF1-L2-V1-5-T5-C				40W / 6500Lm	5,000K	65
LEXF1-L4-V1-5-T2-C				60W / 7600Lm	5,000K	21
LEXF1-L4-V1-5-T5-D				60W / 7130Lm	5,000K	51
LEXF1-L4-V1-4-T3-C				60W / 7130Lm	4,000 K	2
LEXF1-L4-V1-5-T5-C				60W / 8510Lm	5,000K	44
Accessories			PB02-BK Yoke Mount			



	Series	Classification	Part Number ID	Wattage/Lumens	CCT	On Hand 5.3.24	
	LEXF	Explosion Proof CI,D1 / CI,D2 CII,D2 / CIII		LEXF-L1-V1-3-V120-C	80W / 9720Lm	3,000K	2
LEXF-L1-V1-4-V120-C				80W / 9720Lm	4,000K	21	
LEXF-L2-V1-4-V120-C				100W / 11760Lm	4,000K	24	
LEXF-L3-V1-4-V120-C				150W / 18360Lm	4,000K	38	
LEXF-L3-V1-5-V120-C				150W / 18650Lm	5,000K	45	
Accessories					SN01-BK slip fitter		
		SN01 slip fitter					37
		WG01 Wire Guard					35

**HAZARDOUS CLASSIFICATION CID2, CII D1 and D2, CIII**

	Series	Classification	Part Number ID	Wattage/Lumens	CCT	On Hand 5.3.24
	LEHL1	Hazardous CI,D2 CII,D1&2 CIII		LEHL1-L1-V1-5-V110-C-P	45W / 6750Lm	5,000K
LEHL1-L1-V1-4-V110-C-U				45W / 6375Lm	4,000K	20
LEHL1-L1-V1-5-V110-C-U				45W / 6750Lm	5,000K	33
LEHL1-L2-V1-5-V110-C-P				65W / 10150Lm	5,000K	38
LEHL1-L2-V1-5-V110-D-P				65W / 8650Lm	5,000K	1
LEHL1-L2-V1-5-V110-C-U				65W / 10150Lm	5,000k	38








	LEHL1	Accessories (Required for Universal Mount)	SN9001 Stanchion-90° / 1-1/4	6
			SN9002 Stanchion-90° / 1-1/2	18
			SN2501 Stanchion - 25° 1 - 1/4	21
			SN2502 Stanchion-25° / 1-1/2	20
			WG02 SS Wire guard-flat lens	26
			WG03 SS Wire guard-globe lens	7
			WL25 Wall-25°	4
			WL90 Wall-90°	Currently out of stock
			JB01 Ceiling / Junction Box	60



**HAZARDOUS CLASSIFICATION CID2, CII D1 and D2, CIII**

Series	Classification	Part Number ID	Wattage/Lumens	CCT	On Hand 5.3.24
LEHL2	Hazardous CI,D2 CII,D1&2 CIII	LEHL2-L1-V1-5-T5-C-P	80W / 12630Lm	5,000K	22
		LEHL2-L1-V1-5-T5-DP-P	80W / 8830Lm	5,000K	8
		LEHL2-L1-V1-5-T5-DL-P	80W / 12290Lm	5,000K	14
		LEHL2-L2-V1-5-T5-C-P	120W / 19230Lm	5,000K	2
		LEHL2-L2-V1-5-T5-DP-P	120W / 13250Lm	5,000K	10
		LEHL2-L3-V1-5-T5-C-P	150W / 23630Lm	5,000K	40
		LEHL2-L3-V1-5-T5-DL-P	150W / 20950Lm	5,000K	11
		LEHL2-L4-V1-5-T5-C-P	200W / 28940Lm	5,000k	15
		LEHL2-L4-V1-5-T5-DL-P	200W / 27795Lm	5,000k	27
		LEHL2-L4-V1-4-T5-C-P	200W / 28940Lm	4,000k	35
	Accessories	SN9003 Stanchion-90° / 1-1/4	27		
		SN9004 Stanchion-90° / 1-1/2	15		
		SN2503 Stanchion - 25° 1 - 1/4	22		
		SN2504 Stanchion-25° / 1-1/2	10		
		WG07 SS Wire guard-flat lens	44		
		WG08 SS Wire guard-globe lens	30		
		SN01 Slipfitter mount bracket	37		
		WL90-M Wall-90°	21		
		PB03 U Bracket 304 Stainless Steel	36		

**HAZARDOUS CLASSIFICATION CID2, CII D1 and D2, CIII**

Series	Classification	Part Number ID	Wattage/Lumens	CCT	On Hand 5.3.24
		LEHS-L1-V1-3-V110-D	40W/6180Lm	3,000k	12
		LEHS-L1-V1-4-V110-D	40W / 5270Lm	4,000k	12
		LEHS-L2-V1-5-V110-D	80W / 9930Lm	5,000K	46
		LEHS-L2-V1-5-V110-C	80W / 11490Lm	5,000K	59
		LEHS-L2-V1-4-V110-D	80W / 9590Lm	4,000K	18
		LEHS-L2-V1-4-V110-C	80W / 11350Lm	4,000K	24
		LEHS-L2-V1-5-V110-C-EM	80W / 11490Lm	5,000K	4
		Accessories	HK04 Eyebolt Hanging Kit	43	
	PC01 Stanchion Kit		12		

ORDINARY LOCATION LED BOOTH FIXTURES						
	Series	Classification	Part Number ID	Wattage/Lumens	CCT	On Hand 5.3.24
	LE180	Ordinary Location	LE180-L2-V1-5-D	75W /9220Lm	5,000K	11
RECESS MOUNT C1D2 LED PAINT AND POWDER BOOTH FIXTURES						
	Series	Classification	Part Number ID	Wattage/Lumens	CCT	On Hand 5.3.24
	LE484	Hazardous CI,D2 CII,D1&2 Spray Booth Listed	LE484-L1-V1-5-D	75W / 8270Lm	5,000K	195
			LE484-L1-V1-5-T	75W / 8270Lm	5,000K	30
	Series	Classification	Part Number ID	Wattage/Lumens	CCT	On Hand 5.3.24
	LE485E (inside access)	Hazardous CI,D2 / CII,D2 Paint Booth listed	LE485E-62-W1-V1-A-5-WH-H	62W/6330	5,000K	2
			LE485E-62-W2-V1-A-5-WH-H	62W/6330	5,000K	Currently out of stock
FLUORESCENT PAINT AND POWDER BOOTH FIXTURES						
	Series	Classification	Part Number ID	Wattage/Lumens	CCT	On Hand 5.3.24
	229H	Ordinary	229H-T8-4L-120-277	32W / T8		24
			229H-T8-4L-120-277-NW	32W / T8		44
	Series	Classification	Part Number ID	Wattage/Lumens	CCT	On Hand 5.3.24
 	SLIM LIGHT (Inside Access)	Hazardous CI,D2 / CII,D2 Paint Booth listed	390320-3613	25W / T8		5
			390440-3546	32W / T8		33
	400 Series (Rear Access)	Hazardous CI,D2 / CII,D2 Paint Booth listed	390231-3546	17W / T8		19
			390441-3546	32W / T8		1
	Series	Classification	Part Number ID	Wattage/Lumens	CCT	On Hand 5.3.24
	380 Series	Explosion Proof CI D1& DII / CII D1&2 Paint Booth listed	380-T5HO-2L-4-UNV-EM-HB	54w/T5HO		1
			4401 Wall/Ceiling Mount kit			4

Lens Film Paint Booth Light Protection						
				Part Number	Dimensions	On Hand 5.3.24
				3263	12"x100'	22
				3188	18"x100'	33
				4348	25"x100'	3
				3312 Dispenser handle for 12 or 18" roll only		2
FLUORESCENT NON METALLIC FIXTURES						
Series	Classification	Part Number ID	Wattage/Lumens	Voltage (VAC)	Lens	On Hand 5.3.24
			376-T8-3L-4-UNV-PR	32W / T8	Poly Ribbed	1
				376-T5HO-2L-4-UNV-AC-WD-SL	54W/T5HO	Clear Acrylic
*Quick ship items ship approximately 24-48 hours after receipt of an order						
**Standard Payment and Freight Terms apply for all						